

Meet The Teacher



Kindness, Excellence, Respect & Togetherness



Our Amazing Year 1 Team!



- *Class Teachers:*
Miss Arslan (1A)
Mrs Spencer & Mrs Rayhan (1SR)
- *Additional Adults:*
Ms Markham, Miss Yiasoumi



Class Systems

Promoting & rewarding positive behaviour

- UNICEF Rights Respecting Charter
- School Values
- Happy Book
- Dojos
- Star of the week

Sanctions

Verbal reminder/warning, name on board, Dojos, thinking chair, time out in another year 1 class, Assistant Head KS1 and meeting with parents.

Classroom Environment

As part of getting the children back to school, the transition from Reception to year 1 will ensure children are happy and settled in their class environments and have plenty of opportunities to get to know their new classmates.

The layout of the day will incorporate small carpet sessions throughout the day with plenty of Discovery time, where the children learn through play.

Children will have access to the outdoor area and activities with a range of activities based around our topics.



Our main priority is to ensure the children have plenty of speaking and listening opportunities and tasks to explore their ideas and creativity.



English Curriculum

This half term we will be focusing on transitioning back to school and getting the children used to our daily routines and thinking about their emotional well-being.

We will cover a variety of genres in English, including poetry, fiction and non-fiction.

We will have phonic sessions twice a day and reading sessions 3 times a week.



Phonics

































At Firs Farm, we teach phonics through a scheme called
Little Wandle Letters and Sounds Revised.

This is a complete systematic synthetic phonics programme (SSP)
developed for schools by schools

- ✓ Phonics is taught twice a day everyday with an additional 3 reading sessions per week to help build fluency in decoding.
- ✓ There are Daily individual support sessions called 'Keep Up' for children that need it.
- ✓ We start by revising Phase 3 sounds (next slide).
- ✓ We do not teach new sounds in Phase 4; we teach children to read words with adjacent consonants.
- ✓ We teach tricky words, blending and then move to Phase 5 sounds.

Grow the code grapheme mat

Phase 2, 3 and 5

 s ss c se ce st sc	 t tt	 p pp	 n nn kn gn	 m mm mb	 d dd	 g gg	 c k ck cc ch	 r rr wr	 h
 b bb	 f ff ph	 l ll le al	 j g dge ge	 v vv ve	 w wh	 x	 y	 z zz s se ze	 qu
 ch tch ture	 sh ch ti ssi ci	 th	 ng	 nk	 a	 e ea	 i y	 o a	 u o-e ou

Grow the code grapheme mat

Phase 2, 3 and 5

 ai ay a a-e eigh aigh ey ea	 ee ea e e-e ie y ey	 igh ie i i-e y	 oa o o-e ou oe ow	 oo ue u-e ew ou ui	yoo ue u u-e ew	 oo u* oul	 ar a* al*
 or aw au aur oor al a oar ore	 ur er ir or	 ow ou	 oi oy	 ear ere eer	 air are ere ear	zh su si	

*depending on regional accent

How can you support your child at home?



- The link to the 'For Parents' section of the Little Wandle website is:

<https://www.littlewandlelettersandsounds.org.uk/resources/for-parents/>

The resources on this page will help you support your child with saying their **phonemes** (sounds) and writing their **graphemes** (letters).

There are also useful videos so you can see how your child is taught at school, to be able to confidently support their reading at home.

Your child and reading

Children will have their reading books changed **weekly**, following 3 reading sessions in class.

A reading book at the correct phonic stage for your child will be sent home every **Friday** and should be returned the **following Monday**.

*Your child should be able to read this **fluently and independently**.*

Please listen to them read and ask them questions (ideas at the back of books). Let them show you how amazing they are!

Children will also choose a book from the book corner to share with you. This will also be on a **Friday**, but can be kept for a week and returned/changed the following **Friday**.

Your child will not be able to read this on their own.

This book is for you both to read and enjoy together.






Maths Curriculum

Key objectives include focusing on recapping important information and flagging any content that may not have been covered.

This Autumn term we will be focussing on:

- Place value [within the numbers 0-10]
- Addition and subtractions [within the numbers 0-10]
- Geometry
- Place value [up to 20]



“My child’s strength is not maths” Vs “My child is a maths genius!”

Physical
manipulatives




How do we support all abilities?

Reasoning
questions

Mixed Up Socks

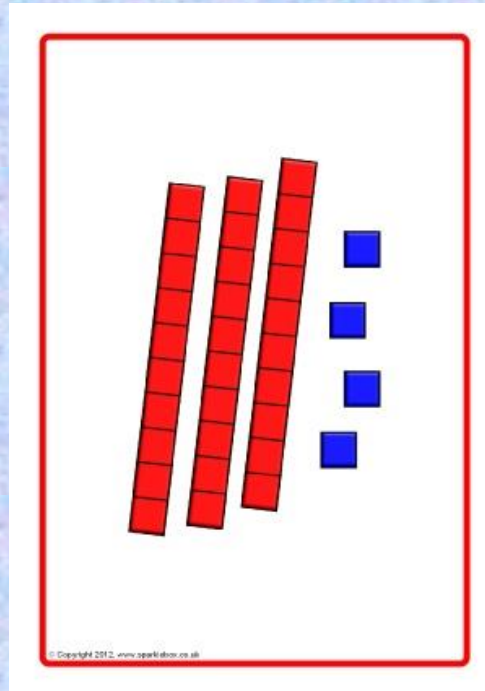
Start with three pairs of socks. Now mix them up so that no mismatched pair is the same as another mismatched pair.



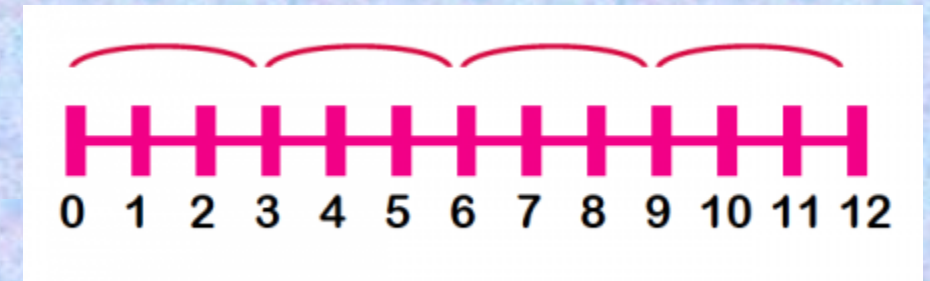
Now try it with four pairs of socks. Is there more than one way to do it?

Thousands more problems can be found on the NRICH Maths website:
<http://nrich.maths.org>

© University of Cambridge



Physical
manipulatives




Pictorial
representations

KS2 Problem of the Day
Monday 19th March 2018

1 Add the difference between 7,200 and 3,950 to the product of 278 and 9


2




Tia has £4.78 Mile has £33.02

Mile gives Tia some money.
Mile now has 3 times as much money as Tia.
How much money did Mile give Tia?

3 A rectangle has an area of 720 cm².
The width of the rectangle is 18 cm.



A square is cut off the end of the rectangle.
What is the length of the rectangle remaining?



White Rose Maths

Topics & Science (Autumn Term)



D&T: FF 70th birthday

History: Toys from the past

Geography:

Seasonal and daily weather

PSHE: Settling in and friendships

RE: Christianity – The Bible & the Nativity Story

Computing: Internet Safety & Word processing skills

Music: Hey you!

PE: Gymnastics and ball skills

In Science we will be learning about:

- Our changing world
- Animals



Ways that you can help your child with their Topic work:

- ✓ Borrow books from the library
- ✓ Go online to conduct research .
- ✓ Share with your children what is happening in the world and how this might link with our topics - (Newsround)

Physical Education



PE is twice
weekly:
Class 1A - Mondays
and Thursdays
Class 1SR - Mondays
and Wednesdays

Please ensure your child's PE kit remains in
school. This should include:

- ✓ Black shorts
- ✓ House colour T-Shirt
- ✓ Jogging bottoms for colder weather
- ✓ Plain black trainers (no brands)
- ✓ For safety reasons children should have long hair tied back and no jewellery during these lessons.

School Uniform



Please remember that children should be in the correct school uniform:

- Maroon sweatshirt
- Maroon fleece (for outdoor wear only)
- Grey skirt or pinafore
- Grey or black trousers
- Plain white, black or grey socks or tights
- Shoes should be black and appropriate for school
Trainers and boots are not allowed indoors
- Long hair should be tied back at all times
- Children should not wear jewellery except for watches
(not smart watches) and small studs in pierced ears
- Full P.E. kits for P.E. lessons



Exciting trips and events!

Church Nativity Experience
Nativity Performances
Black History Month
Book Week (Spring term)
Science Museum (Summer term).



We hope to visit Enfield Baptist Church for the Nativity Experience on Thursday 28th November. This is to consolidate and extend the RE learning in class about the Nativity Story.

Homework



- Children will be set Maths or English homework, alternated each week and occasionally work based on a current topic.
- **Homework will be set on Microsoft Teams.** No paper will be given out/taken in. Please ensure you check the Year 1 Teams page each week to see what tasks your child has been set.
- Tasks will be set on **Fridays** and must be completed and uploaded by the following **Thursday**.
- Your child will receive weekly spellings from the Summer Term. Please **practise these daily**. We will check your child's progress in school.
- Your child will bring home a reading book on Friday which must be returned the following Monday.
- If you are unable to access Microsoft Teams or do not have internet/device access at home, please let the office know.

Getting in touch



- Should you wish to communicate with the class teacher, please email the year group address at: **year1@firsfarm.enfield.sch.uk**

We will aim to respond to your email; please note that school policy allows up to 5 working days to address any concerns.

If it is urgent, please call the school office on **0208 807 4292**

- Should a teacher need to speak to you in person, they will arrange a meeting with you by email/phone.
- If your child has forgotten something in the morning then please deliver it to the school office. This will then be passed onto your child.

Who can help if I have a problem?



- In the 1st instance, please email the class teacher or email the school office, or Year1@firsffarm.enfield.sch.uk.
- If you need further help please contact our Assistant Haeds by making an appointment through the school office on 0208 8074292 or email: Office@firsfarm.enfield.sch.uk

Year 1 – Assistant Head – Rachel Price

- If you need help after this please contact our Senior Headship team by emailing/calling the school office and making an appointment.
 - **Mr. Biss:** Deputy head teacher
 - **Mrs Husband:** Head-teacher

If it is a matter that concerns Safeguarding/child welfare or is very urgent please speak to a member of the headship team immediately.

Donations

We kindly ask for a donation of **£3 per term**, to go towards resourcing some of the exciting topic activities we will plan for the children.

Thank you!



Thank you!

We look forward to working alongside you and your child this year.

On behalf of the whole Year 1 team we thank you for your support.

